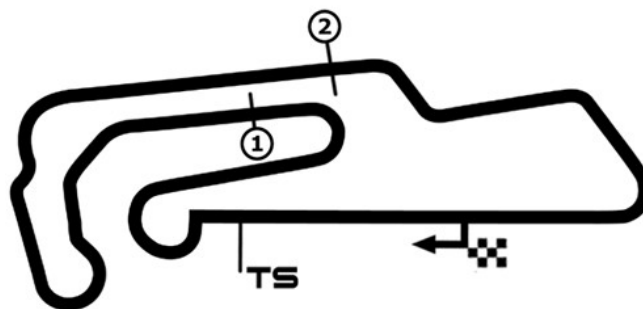




## **ADAC Masters Weekend Oschersleben**

### **1. Qualifying**



**Motorsport Arena Oschersleben 3696 m**

**23.04. - 25.04.2011**

# ADAC Masters Weekend Oschersleben



Motorsport Arena Oschersleben, Länge: 3696 m.

23.04. - 25.04.2011



DMSB -Reg. Nr.:59,A/2011  
Deutscher Motor Sport Bund e.V.

## Startaufstellung Rennen 1 ADAC GT Masters, am 24.04.11, um 12:00 h

9	Wolfgang Hageleit	1:40.244
	Porsche 911 GT3 R	
36	Maximilian Mayer	1:36.814
	Ferrari 458 Italia	
19	Hans Hauser	1:34.969
	Corvette Z06.R GT3	
16	Otto Klohs	1:33.933
	Porsche 911 GT3 R	
26	Ronald van de Laar	1:33.639
	Porsche 911 GT3 R	
5	Charlie Geipel	1:32.773
	Porsche 911 GT3 R	
30	Jürgen Häring	1:32.454
	Porsche 911 GT3 R	
39	Arjan van der Zwaan	1:32.376
	Audi R8 LMS	
1	Philip Geipel	1:32.173
	Lamborghini gallardo LP560	
25	Tunku Hammam Sulong	1:31.653
	Lamborghini Gallardo LP600plus	
13	Oliver Dutt	1:31.593
	Porsche 911 GT3 R	
7	Andreas Simonsen	1:31.461
	Audi R8 LMS	
24	Marc A. Hayek	1:31.264
	Lamborghini Gallardo LP600plus	
15	Daniel Dobitsch	1:31.014
	Porsche 911 GT3 R	
8	Stefan Landmann	1:30.717
	Audi R8 LMS	
28	Diego Alessi	1:30.415
	Corvette Z06.R GT3	
3	Luca Ludwig	1:30.180
	Audi R8 LMS	
2	Ferdinand Stuck	1:30.086
	Lamborghini Gallardo LP600plus	
35	Dominik Farnbacher	1:29.792
	Ferrari 458 Italia GT3	
4	Christer Jöns	1:29.692
	Audi R8 LMS	

20  
19  
18  
17  
16  
15  
14  
13  
12  
11  
10  
9  
8  
7  
6  
5  
4  
3  
2  
1

14	Uwe Kleen	1:36.989
	Porsche 911 GT3 Cup S	
17	Michael Golz	1:36.464
	Lamborghini Gallardo GT3	
50	Freddy Kremer	1:34.794
	Ferrari F430 Scuderia	
12	Oleg Petrishin	1:33.898
	Lamborghini Gallardo LP600plus	
6	Manuel Lauck	1:33.208
	Porsche 911 GT3 S	
21	Oliver Mayer	1:32.773
	Mercedes-Benz SLS AMG GT3	
33	Christiaan Frankenhout	1:32.419
	Mercedes-Benz SLS AMG GT3	
27	Sven Hannawald	1:32.298
	Corvette Z06.R GT3	
31	Carsten Tilke	1:32.012
	Mercedes-Benz SLS AMG GT3	
32	Dominik Baumann	1:31.639
	Mercedes-Benz SLS AMG GT3	
18	Toni Seiler	1:31.580
	Corvette Z06.R GT3	
40	Florian Spengler	1:31.392
	BMW ALPINA B6 GT3	
11	David Mengesdorf	1:31.016
	Lamborghini Gallardo LP600plus	
20	Kenneth Heyer	1:30.763
	Mercedes-Benz SLS AMG GT3	
29	Stefan Wendt	1:30.502
	Porsche 911 GT3 R	
10	Sebastian Asch	1:30.342
	Porsche 911 GT3 R	
22	David Sigacev	1:30.160
	Mercedes-Benz SLS AMG GT3	
34	Lance David Arnold	1:29.846
	Mercedes-Benz SLS AMG GT3	
37	Heiko Hammel	1:29.791
	Dodge Viper Competition Coupé	
41	Alexandros Margharitis	1:29.687
	BMW ALPINA B6 GT3	

**Pole Position**



Vorbehaltlich der technischen Überprüfung

#### Ergebnis 1. Qualifying

Pl.	Nr.	Kl.	Bewerber Fahrer, Ort	Fahrzeug Sponsorcard	Rd.	Bestzeit	Rückstand	Schnitt
1	41		LIQUI MOLY Team Engstler <b>Alexandros Margharitis, GR</b> <b>Dino Lunardi F</b>	BMW ALPINA B6 GT3	8	1:29.687		148.356
2	4		Team Abt Sportsline <b>Christer Jöns, D</b> <b>Jens Klingmann D</b>	Audi R8 LMS	9	1:29.692	00.005	148.348
3	37		Vulkan Racing-Mintgen Motorsport <b>Heiko Hammel, D</b> <b>Sascha Bert D</b>	Dodge Viper Competition Coupé	8	1:29.791	00.104	148.184
4	35		Farnbacher ESET Racing <b>Dominik Farnbacher, D</b> <b>Niclas Kentenich D</b>	Ferrari 458 Italia GT3	7	1:29.792	00.105	148.182
5	34		PRIMAJOB TEAM HEICO <b>Lance David Arnold, D</b> <b>Andreas Zuber A</b>	Mercedes-Benz SLS AMG GT3	10	1:29.846	00.159	148.093
6	2		Reiter <b>Ferdinand Stuck, D</b> <b>Johannes Stuck D</b>	Lamborghini Gallardo LP600plus	10	1:30.086	00.399	147.699
7	22		MS RACING <b>David Sigacev, RUS</b> <b>Florian Stoll D</b>	Mercedes-Benz SLS AMG GT3	10	1:30.160	00.473	147.578
8	3		Team Abt Sportsline <b>Luca Ludwig, D</b> <b>Christopher Mies D</b>	Audi R8 LMS	9	1:30.180	00.493	147.545
9	10		a-workx Akrapovic <b>Sebastian Asch, D</b> <b>Michael Ammermüller D</b>	Porsche 911 GT3 R	10	1:30.342	00.655	147.280
10	28		Callaway Competition <b>Diego Alessi, I</b> <b>Daniel Keilwitz D</b>	Corvette Z06.R GT3	8	1:30.415	00.728	147.161
11	29		Heger Sport <b>Stefan Wendt, D</b> <b>Nicolas Armindo F</b>	Porsche 911 GT3 R	9	1:30.502	00.815	147.020
12	8		Phönix Racing <b>Stefan Landmann, A</b> <b>René Rast D</b>	Audi R8 LMS	7	1:30.717	01.030	146.672
13	20		Black Falcon <b>Kenneth Heyer, D</b> <b>Robert Renauer D</b>	Mercedes-Benz SLS AMG GT3	10	1:30.763	01.076	146.597
14	15		FACH AUTO TECH <b>Daniel Dobitsch, A</b> <b>Swen Dolenc A</b>	Porsche 911 GT3 R	10	1:31.014	01.327	146.193
15	11		Team rhino's Leipert Motorsport <b>David Mengesdorf, D</b> <b>Dennis Vollmair D</b>	Lamborghini Gallardo LP600plus	10	1:31.016	01.329	146.190
16	24		Reiter <b>Marc A. Hayek, CH</b> <b>Peter Kox NL</b>	Lamborghini Gallardo LP600plus	13	1:31.264	01.577	145.792
17	40		LIQUI MOLY Team Engstler <b>Florian Spengler, D</b> <b>Alex Plenagl D</b>	BMW ALPINA B6 GT3	9	1:31.392	01.705	145.588
18	7		Phönix Racing <b>Andreas Simonsen, S</b> <b>Christopher Haase D</b>	Audi R8 LMS	8	1:31.461	01.774	145.478
19	18		Callaway Competition <b>Toni Seiler, CH</b> <b>Philipp Eng A</b>	Corvette Z06.R GT3	8	1:31.580	01.893	145.289
20	13		9 Elf Team Dutt Motorsport <b>Oliver Dutt, D</b> <b>Oliver Strasser D</b>	Porsche 911 GT3 R	7	1:31.593	01.906	145.269
21	32		HEICO MOTORSPORT <b>Dominik Baumann, A</b> <b>Harald Proczyk A</b>	Mercedes-Benz SLS AMG GT3	10	1:31.639	01.952	145.196

### Ergebnis 1. Qualifying

Pl.	Nr.	Kl.	Bewerber Fahrer, Ort	Fahrzeug Sponsorcard	Rd.	Bestzeit	Rückstand	Schnitt
22	25		Reiter <b>Tunku Hammam Sulong, MAL</b> <b>Frank Kechele D</b>	Lamborghini Gallardo LP600plus	12	1:31.653	01.966	145.174
23	31		HEICO MOTORSPORT <b>Carsten Tilke, D</b> <b>Thomas Holzer D</b>	Mercedes-Benz SLS AMG GT3	11	1:32.012	02.325	144.607
24	1		Reiter <b>Philip Geipel, D</b> <b>Albert von Thurn und Taxis D</b>	Lamborghini gallardo LP560	10	1:32.173	02.486	144.355
25	27		Callaway Competition <b>Sven Hannawald, D</b> <b>Heinz Harald Frentzen D</b>	Corvette Z06.R GT3	11	1:32.298	02.611	144.159
26	39		Prosperia Team Brinkmann uhc <b>Arjan van der Zwaan, NL</b> <b>Danny van Dongen NL</b>	Audi R8 LMS	9	1:32.376	02.689	144.037
27	33		HEICO MOTORSPORT <b>Christiaan Frankenhout, NL</b> <b>Andreas Wirth D</b>	Mercedes-Benz SLS AMG GT3	6	1:32.419	02.732	143.970
28	30		Heger Sport <b>Jürgen Häring, D</b> <b>Tim Bergmeister D</b>	Porsche 911 GT3 R	12	1:32.454	02.767	143.916
29	21		Black Falcon <b>Oliver Mayer, D</b> <b>Jan Seyffarth D</b>	Mercedes-Benz SLS AMG GT3	9	1:32.773	03.086	143.421
30	5		Mühlner Motorsport <b>Charlie Geipel, D</b> <b>Frank Schmickler D</b>	Porsche 911 GT3 R	11	1:32.773	03.086	143.421
31	6		Mühlner Motorsport <b>Manuel Lauck, D</b> <b>Norman Knop D</b>	Porsche 911 GT3 S	11	1:33.208	03.521	142.752
32	26		Bleekemolen RacePlanet Racing <b>Ronald van de Laar, NL</b> <b>Michael Bleekemolen NL</b>	Porsche 911 GT3 R	13	1:33.639	03.952	142.095
33	12		Team rhino's Leipert Motorsport <b>Oleg Petrishin, RU</b> <b>Marcel Leipert D</b>	Lamborghini Gallardo LP600plus	13	1:33.898	04.211	141.703
34	16		FACH AUTO TECH <b>Otto Klohs, D</b> <b>Jens Richter D</b>	Porsche 911 GT3 R	9	1:33.933	04.246	141.650
35	50		Kessel Racing <b>Freddy Kremer, D</b> <b>Detlef Schmidt CH</b>	Ferrari F430 Scuderia	10	1:34.794	05.107	140.363
36	19		Callaway Competition <b>Hans Hauser, CH</b> <b>Remo Lips CH</b>	Corvette Z06.R GT3	8	1:34.969	05.282	140.105
37	17		NK Racing Team <b>Michael Golz, D</b> <b>Carsten Seifert D</b>	Lamborghini Gallardo GT3	11	1:36.464	06.777	137.933
38	36		Oliver Mayer <b>Maximilian Mayer, D</b> <b>Maximilian Götz D</b>	Ferrari 458 Italia	9	1:36.814	07.127	137.435
39	14		9 Elf Team Dutt Motorsport <b>Uwe Kleen, D</b> <b>Peter Venn D</b>	Porsche 911 GT3 Cup S	8	1:36.989	07.302	137.187
40	9		a-workx FROGREEN CO2 neutral <b>Wolfgang Hageleit, D</b> <b>Florian Fritsch D</b>	Porsche 911 GT3 R	2	1:40.244	10.557	132.732

Mindestrunden : 2

**Vorbehaltlich der technischen Überprüfung !**



# ADAC Masters Weekend Oschersleber

23.04. - 25.04.2011

Motorsport Arena Oschersleben, Länge 3696 m

## ADAC GT Masters



**DMSB** -Reg. Nr.:59,A/2011  
Deutscher Motor Sport Bund e.V.

### Ergebnis 1. Qualifying

Pl.	Nr.	Kl.	Bewerber Fahrer, Ort	Fahrzeug Sponsorcard	Rd.	Bestzeit	Rückstand	Schnitt
-----	-----	-----	-------------------------	-------------------------	-----	----------	-----------	---------

---

Aushangzeit:

- Rennleiter:

- Zeitnahme:

**Sektorzeiten 1. Qualifying**

**DMSB** -Reg.Nr. 59,A/2011  
Deutscher Motor Sport Bund e.V.

	Lap	Laptime	Sektor 1 Time	Sektor 2 Time	Sektor 3 Time
<b>1</b>	<b>Philip Geipel , Lamborghini gallardo LP560 / D</b>				
	1	1:33.290		32.393	25.974
	2	1:32.173	34.506	31.806	25.861
	3	1:36.137	34.220	33.512	28.405
	4	1:41.099	37.725	35.301	28.073
	5	1:38.486	38.006	34.166	26.314
	6	1:33.704	34.223	31.612	27.869
	7	1:40.920	40.395	33.789	26.736
	8	1:36.349	37.146	33.245	25.958
	9	1:44.751	34.260	32.722	
<b>2</b>	<b>Ferdinand Stuck , Lamborghini Gallardo LP600plus / D</b>				
	1	1:30.950		31.500	25.331
	2	1:30.086	33.754	30.950	25.382
	3	1:30.746	34.136	30.893	25.717
	4	1:37.992	36.780	34.537	26.675
	5	1:40.531	36.142	36.936	27.453
	6	1:31.950	33.701	31.943	26.306
	7	1:30.350	34.134	31.034	25.182
	8	1:38.332	39.102	33.729	25.501
	9	1:31.066	33.757	30.959	26.350
<b>3</b>	<b>Luca Ludwig , Audi R8 LMS / D</b>				
	1	1:30.322		31.146	25.333
	2	1:30.783	33.777	31.174	25.832
	3	1:38.084	33.788	31.573	32.723
	4	1:40.355	34.038	34.347	31.970
	5	1:39.512	37.262	34.759	27.491
	6	1:30.180	33.558	31.058	25.564
	7	1:32.177	34.118	31.541	26.518
	8	1:37.796	33.810	31.436	
<b>4</b>	<b>Christer Jöns , Audi R8 LMS / D</b>				
	1	1:31.571		31.435	26.444
	2	1:30.306	33.622	31.596	25.088
	3	1:39.008	33.859	33.119	32.030
	4	1:40.605	33.944	34.339	32.322
	5	1:39.160	37.672	34.835	26.653
	6	1:29.692	33.771	30.882	25.039
	7	1:31.930	34.026	31.017	26.887
	8	1:36.472	33.922	31.363	

**Sektorzeiten 1. Qualifying**

**DMSB** -Reg.Nr. 59,A/2011  
Deutscher Motor Sport Bund e.V.

Lap	Laptime	Sektor 1 Time	Sektor 2 Time	Sektor 3 Time
<b>5</b>	<b>Charlie Geipel , Porsche 911 GT3 R / D</b>			
1	1:35.193		32.893	26.758
2	1:34.156	34.906	32.241	27.009
3	1:48.044	35.905	35.662	
4	5:39.843	4:31.258	39.907	28.678
5	1:39.983	39.260	34.280	26.443
6	1:39.212	39.119	33.772	26.321
7	1:38.177	36.230	34.976	26.971
8	1:37.551	36.980	34.060	26.511
9	1:32.773	34.450	32.336	25.987
10	1:54.164	38.669	36.558	
<b>6</b>	<b>Manuel Lauck , Porsche 911 GT3 S / D</b>			
1	1:34.426		33.007	26.419
2	1:34.372	35.081	33.072	26.219
3	1:35.393	35.057	33.803	26.533
4	1:34.092	34.979	32.651	26.462
5	1:47.472	38.240	35.349	
6	3:30.346	2:26.995	35.800	27.551
7	1:33.604	35.099	32.206	26.299
8	1:33.208	34.814	32.036	26.358
9	1:42.618	37.459	35.932	29.227
10	1:52.667	39.994	36.405	
<b>7</b>	<b>Andreas Simonsen , Audi R8 LMS / S</b>			
1	1:39.179		34.251	28.659
2	1:39.708	35.579	34.809	29.320
3	1:38.155	37.594	32.316	28.245
4	1:32.831	33.840	31.556	27.435
5	1:32.365	33.985	31.179	27.201
6	1:31.461	34.282	31.064	26.115
7	1:35.284	34.394	31.146	
<b>8</b>	<b>Stefan Landmann , Audi R8 LMS / A</b>			
1	1:35.776		34.059	26.796
2	1:31.343	34.150	31.538	25.655
3	1:30.717	33.895	31.341	25.481
4	1:31.590	33.990	31.804	25.796
5	1:33.735	35.210	31.872	26.653
6	1:40.210	34.334	33.563	
<b>9</b>	<b>Wolfgang Hageleit , Porsche 911 GT3 R / D</b>			
1	1:40.244		34.481	27.850

**Sektorzeiten 1. Qualifying**

**DMSB** -Reg.Nr. 59,A/2011  
Deutscher Motor Sport Bund e.V.

	Lap	Laptime	Sektor 1 Time	Sektor 2 Time	Sektor 3 Time
<b>10</b>	<b>Sebastian Asch , Porsche 911 GT3 R / D</b>				
	1	1:46.706		35.494	
	2	4:42.696	3:45.098	32.053	25.545
	3	1:30.342	33.924	31.140	25.278
	4	1:33.886	33.345	34.519	26.022
	5	1:30.393	33.684	31.551	25.158
	6	1:46.709	49.921	31.531	25.257
	7	1:47.345	38.998	37.403	30.944
	8	1:30.886	34.285	31.376	25.225
	9	1:41.080	38.125	33.046	
<b>11</b>	<b>David Mengesdorf , Lamborghini Gallardo LP600plus / D</b>				
	1	1:41.218		35.122	26.122
	2	1:33.376	34.290	32.546	26.540
	3	1:37.033	35.228	34.301	27.504
	4	2:16.691	1:19.348	31.495	25.848
	5	1:31.167	34.351	31.105	25.711
	6	1:31.016	34.082	31.356	25.578
	7	1:33.679	35.174	32.779	25.726
	8	1:31.740	34.217	31.734	25.789
	9	1:48.297	38.061	34.499	
<b>12</b>	<b>Oleg Petrishin , Lamborghini Gallardo LP600plus / RU</b>				
	1	1:40.784		35.428	28.177
	2	1:36.913	35.860	34.096	26.957
	3	1:40.172	35.456	35.813	28.903
	4	1:38.241	35.485	34.657	28.099
	5	1:35.930	35.394	33.244	27.292
	6	1:34.769	34.727	32.971	27.071
	7	1:33.898	34.618	32.597	26.683
	8	1:35.670	34.432	33.708	27.530
	9	1:50.090	41.423	39.248	29.419
	10	1:44.653	38.921	34.443	31.289
	11	1:40.453	38.489	34.354	27.610
	12	1:50.734	36.943	34.325	
<b>13</b>	<b>Oliver Dutt , Porsche 911 GT3 R / D</b>				
	1	1:42.535		35.345	29.539
	2	1:34.563	34.924	32.723	26.916
	3	1:31.593	34.284	31.673	25.636
	4	1:44.438	37.738	39.232	27.468
	5	1:31.720	34.256	31.702	25.762
	6	1:46.369	35.161	33.974	

**Sektorzeiten 1. Qualifying**

**DMSB** -Reg.Nr. 59,A/2011  
Deutscher Motor Sport Bund e.V.

	Lap	Laptime	Sektor 1 Time	Sektor 2 Time	Sektor 3 Time
<b>14</b>	<b>Uwe Kleen , Porsche 911 GT3 Cup S / D</b>				
	1	1:44.485		36.030	28.006
	2	1:41.535	36.600	36.918	28.017
	3	1:39.205	37.159	34.341	27.705
	4	1:37.930	36.250	33.912	27.768
	5	1:45.190	40.388	37.214	27.588
	6	1:36.989	35.765	33.768	27.456
	7	2:00.746	43.485	38.649	
<b>15</b>	<b>Daniel Dobitsch , Porsche 911 GT3 R / A</b>				
	1	1:37.724		31.967	30.771
	2	1:31.532	33.910	31.798	25.824
	3	1:50.721	36.238	34.811	
	4	4:57.248	3:58.506	31.949	26.793
	5	1:31.014	34.060	31.416	25.538
	6	1:31.783	34.164	31.732	25.887
	7	1:35.719	35.525	33.369	26.825
	8	1:36.770	34.417	34.328	28.025
	9	1:49.960	38.075	35.696	
<b>16</b>	<b>Otto Klohs , Porsche 911 GT3 R / D</b>				
	1	1:37.438		33.579	27.598
	2	1:34.407	34.929	33.011	26.467
	3	1:38.433	35.919	33.860	28.654
	4	2:03.378	38.013	41.799	
	5	3:04.991	2:05.782	32.480	26.729
	6	1:33.933	35.144	32.484	26.305
	7	1:34.109	35.108	32.393	26.608
	8	1:56.303	38.804	39.243	
<b>17</b>	<b>Michael Golz , Lamborghini Gallardo GT3 / D</b>				
	1	1:44.927			
	2	1:41.082			
	3	1:43.591			
	4	1:36.464			
	5	1:36.730			
	6	1:37.397			
	7	2:02.100			
	8	1:39.988			
	9	1:48.819			
	10	3:30.328			

**Sektorzeiten 1. Qualifying**

**DMSB** -Reg.Nr. 59,A/2011  
Deutscher Motor Sport Bund e.V.

Lap	Laptime	Sektor 1 Time	Sektor 2 Time	Sektor 3 Time
<b>18</b>	<b>Toni Seiler , Corvette Z06.R GT3 / CH</b>			
1	1:36.801		33.215	27.244
2	1:39.781	37.394	35.656	26.731
3	1:31.580	34.196	31.629	25.755
4	1:40.836	37.923	35.141	27.772
5	1:32.651	34.554	32.138	25.959
6	1:31.798	34.329	31.770	25.699
7	2:02.262	39.554	38.871	
<b>19</b>	<b>Hans Hauser , Corvette Z06.R GT3 / CH</b>			
1	1:40.181		35.356	28.243
2	1:40.265	35.464	33.222	31.579
3	1:38.151	35.652	33.491	29.008
4	1:39.417	36.975		1:02.442
5	1:35.892	35.102		1:00.790
6	1:34.969	35.184	33.084	26.701
7	2:07.975	56.915	33.816	
<b>20</b>	<b>Kenneth Heyer , Mercedes-Benz SLS AMG GT3 / D</b>			
1	1:32.762		32.015	25.756
2	1:31.467	34.282	31.351	25.834
3	1:30.763	33.952	31.215	25.596
4	1:32.857	34.767	31.772	26.318
5	1:31.568	34.152	31.544	25.872
6	1:35.585	34.589	32.356	28.640
7	1:30.973	34.101	31.398	25.474
8	1:31.242	34.079	31.242	25.921
9	2:22.986	50.187	46.613	
<b>21</b>	<b>Oliver Mayer , Mercedes-Benz SLS AMG GT3 / D</b>			
1	1:35.882		33.011	27.603
2	1:39.610	34.998	35.063	29.549
3	1:55.625	37.918	44.521	33.186
4	1:44.366	39.518	35.545	29.303
5	1:32.773	34.590	31.979	26.204
6	1:32.990	34.529	32.045	26.416
7	1:42.275	37.279	35.403	29.593
8	1:49.385	37.027	33.555	
<b>22</b>	<b>David Sigacev , Mercedes-Benz SLS AMG GT3 / RUS</b>			
1	1:32.321		31.521	26.035
2	1:31.413	34.092	31.166	26.155
3	1:35.663	34.024	32.957	28.682

**Sektorzeiten 1. Qualifying**

**DMSB** -Reg.Nr. 59,A/2011  
Deutscher Motor Sport Bund e.V.

Lap	Laptime	Sektor 1 Time	Sektor 2 Time	Sektor 3 Time
4	1:33.390	34.023	33.294	26.073
5	1:30.160	33.889	30.883	25.388
6	1:38.014	34.192	32.959	
7	2:42.797	1:41.341	34.874	26.582
8	1:34.815	34.631	33.039	27.145
9	1:48.733	37.148	35.873	
<b>24</b>	<b>Marc A. Hayek , Lamborghini Gallardo LP600plus / CH</b>			
1	1:33.191		32.286	26.092
2	1:33.333	34.321	33.007	26.005
3	1:35.575	34.384	33.932	27.259
4	1:35.130	34.834	32.106	28.190
5	1:39.367	37.272	34.704	27.391
6	1:33.827	34.880	33.004	25.943
7	1:32.543	34.037	31.855	26.651
8	1:32.146	34.529	31.832	25.785
9	1:34.434	34.542	33.487	26.405
10	1:31.264	34.176	31.492	25.596
11	1:40.731	37.857	34.580	28.294
12	1:54.124	39.371	37.094	
<b>25</b>	<b>Tunku Hammam Sulong , Lamborghini Gallardo LP600plus</b>			
1	1:32.492		31.937	25.973
2	1:32.017	34.677	31.498	25.842
3	1:45.014	44.274	34.690	26.050
4	1:31.653	34.447	31.494	25.712
5	1:37.703	36.586	32.691	28.426
6	1:32.310	34.729	31.732	25.849
7	1:34.716	34.790	32.114	27.812
8	1:35.161	35.514	33.093	26.554
9	1:33.173	34.663	32.034	26.476
10	1:36.686	36.513	33.427	26.746
11	1:50.601	35.655	33.280	
<b>26</b>	<b>Ronald van de Laar , Porsche 911 GT3 R / NL</b>			
1	1:35.875		32.794	27.265
2	1:37.054	35.408	33.904	27.742
3	1:46.970	35.398	33.308	
4	2:55.494	1:55.152	32.973	27.369
5	1:34.474	34.866	32.920	26.688
6	1:48.467	35.317	44.922	28.228
7	1:36.128	35.974	33.227	26.927
8	1:33.639	34.587	32.430	26.622

**Sektorzeiten 1. Qualifying**

**DMSB** -Reg.Nr. 59,A/2011  
Deutscher Motor Sport Bund e.V.

Lap	Laptime	Sektor 1 Time	Sektor 2 Time	Sektor 3 Time
9	1:35.520	35.404	32.946	27.170
10	1:41.925	36.583	36.951	28.391
11	1:34.055	35.103	32.407	26.545
12	1:46.979	36.957	34.283	
<b>27</b>	<b>Sven Hannawald , Corvette Z06.R GT3 / D</b>			
1	1:39.558		35.625	27.575
2	1:39.705	34.359	32.691	32.655
3	1:39.532	36.442	34.012	29.078
4	1:39.064	36.444	34.938	27.682
5	1:48.381	34.791	37.814	
6	4:34.601	3:36.222	32.413	25.966
7	1:32.646	34.817	31.980	25.849
8	1:35.066	35.819	32.903	26.344
9	1:32.298	34.423	31.910	25.965
10	1:50.428	37.428	35.603	
<b>28</b>	<b>Diego Alessi , Corvette Z06.R GT3 / I</b>			
1	1:35.950		33.126	28.859
2	1:30.461	33.977	31.232	25.252
3	1:39.299	39.204	33.630	26.465
4	1:30.415	33.593	31.027	25.795
5	1:37.256	37.776	33.632	25.848
6	1:40.625	36.862	33.097	30.666
7	1:56.183	35.481	37.920	
<b>29</b>	<b>Stefan Wendt , Porsche 911 GT3 R / D</b>			
1	1:37.253		33.743	26.682
2	1:51.727	39.027	44.596	28.104
3	1:54.688	38.716	37.040	
4	2:37.397	1:37.780	33.277	26.340
5	1:30.502	33.825	31.153	25.524
6	1:33.910	34.042	32.686	27.182
7	1:34.106	34.092	31.850	28.164
8	2:07.968	37.845	42.552	
<b>30</b>	<b>Jürgen Häring , Porsche 911 GT3 R / D</b>			
1	1:34.491		32.817	26.271
2	1:33.840	34.805	32.753	26.282
3	1:37.322	36.175	33.260	27.887
4	1:32.515	34.420	31.981	26.114
5	1:32.555	34.373	32.108	26.074
6	1:32.454	34.089	32.268	26.097
7	1:33.124	34.672	32.272	26.180

**Sektorzeiten 1. Qualifying**

**DMSB** -Reg.Nr. 59,A/2011  
Deutscher Motor Sport Bund e.V.

Lap	Laptime	Sektor 1 Time	Sektor 2 Time	Sektor 3 Time
8	1:39.638	36.130	36.924	26.584
9	1:35.691	35.884	32.965	26.842
10	1:33.136	34.578	32.310	26.248
11	1:49.919	39.844	36.084	
<b>31</b>	<b>Carsten Tilke , Mercedes-Benz SLS AMG GT3 / D</b>			
1	1:51.108		40.582	29.616
2	1:37.861	35.665	35.292	26.904
3	1:37.189	35.756	33.732	27.701
4	1:36.247	35.976	33.616	26.655
5	1:33.248	35.093	32.153	26.002
6	1:33.577	34.711	32.695	26.171
7	1:32.904	34.570	32.590	25.744
8	1:32.012	34.303	31.941	25.768
9	1:34.248	34.255	32.600	27.393
10	1:55.824	37.917	38.243	
<b>32</b>	<b>Dominik Baumann , Mercedes-Benz SLS AMG GT3 / A</b>			
1	1:36.831		34.637	26.376
2	1:36.792	36.239	33.029	27.524
3	1:45.194	45.726	33.268	26.200
4	1:33.049	35.276	31.823	25.950
5	1:32.854	34.492	32.479	25.883
6	1:31.896	34.263	31.916	25.717
7	1:31.639	34.480	31.520	25.639
8	1:36.342	37.907	32.009	26.426
9	1:46.381	37.433	33.808	
<b>33</b>	<b>Christiaan Frankenhouit , Mercedes-Benz SLS AMG GT3 /</b>			
1	10:09.528		34.380	26.771
2	1:33.997	35.123	33.109	25.765
3	1:32.419	35.062	31.828	25.529
4	1:35.458	35.914	32.648	26.896
5	1:52.656	40.285	36.474	
<b>34</b>	<b>Lance David Arnold , Mercedes-Benz SLS AMG GT3 / D</b>			
1	1:37.314		34.156	27.576
2	1:37.068	35.347	34.314	27.407
3	1:35.206	33.854	31.509	29.843
4	1:30.686	33.762	31.785	25.139
5	1:29.846	33.856	30.795	25.195
6	1:36.253	35.270	34.947	26.036
7	1:29.887	33.913	30.866	25.108
8	1:36.173	34.653	31.595	29.925

**Sektorzeiten 1. Qualifying**

**DMSB** -Reg.Nr. 59,A/2011  
Deutscher Motor Sport Bund e.V.

	Lap	Laptime	Sektor 1 Time	Sektor 2 Time	Sektor 3 Time
	9	1:53.370	38.737	39.541	
<b>35</b>	<b>Dominik Farnbacher , Ferrari 458 Italia GT3 / D</b>				
	1	1:39.609		34.434	27.339
	2	1:30.131	33.819	31.171	25.141
	3	1:29.792	33.432	30.938	25.422
	4	1:43.847	35.994	37.621	30.232
	5	1:35.070	33.943	32.227	28.900
	6	1:48.371	39.530	33.437	
<b>36</b>	<b>Maximilian Mayer , Ferrari 458 Italia / D</b>				
	1	1:40.277		34.775	27.938
	2	1:36.814	35.507	33.897	27.410
	3	1:37.850	36.664	33.790	27.396
	4	1:38.258	36.377	34.373	27.508
	5	1:37.297	35.811	34.157	27.329
	6	1:37.054	35.810	33.525	27.719
	7	1:37.174	35.700	33.669	27.805
	8	1:45.116	35.604	34.030	
<b>37</b>	<b>Heiko Hammel , Dodge Viper Competition Coupé / D</b>				
	1	1:33.508		32.579	26.444
	2	1:32.093	33.549	31.211	27.333
	3	1:30.479	33.642	31.342	25.495
	4	1:56.439	40.937	36.816	
	5	5:15.136	4:17.926	31.768	25.442
	6	1:29.791	33.691	31.021	25.079
	7	1:57.431	40.011	38.401	
<b>39</b>	<b>Arjan van der Zwaan , Audi R8 LMS / NL</b>				
	1	1:44.473		38.244	26.638
	2	1:33.668	35.295	32.012	26.361
	3	1:33.476	35.343	32.143	25.990
	4	1:40.755	36.122	32.202	32.431
	5	1:34.329	35.486	32.717	26.126
	6	1:32.376	34.774	31.921	25.681
	7	1:33.312	34.909	32.038	26.365
	8	1:51.473	37.959	37.195	
<b>40</b>	<b>Florian Spengler , BMW ALPINA B6 GT3 / D</b>				
	1	1:42.112		31.915	35.317
	2	1:31.716	34.637	31.436	25.643
	3	1:48.160	38.834	33.866	
	4	3:24.634	2:27.254	31.787	25.593

**Sektorzeiten 1. Qualifying**

**DMSB** -Reg.Nr. 59,A/2011  
Deutscher Motor Sport Bund e.V.

Lap	Laptime	Sektor 1 Time	Sektor 2 Time	Sektor 3 Time
5	<b>1:36.205</b>	34.501	32.013	29.691
6	<b>1:31.392</b>	34.419	31.193	25.780
7	<b>1:42.993</b>	39.633	36.643	26.717
8	<b>1:48.018</b>	34.482	31.677	
<b>41</b>	<b>Alexandros Margaritis , BMW ALPINA B6 GT3 / GR</b>			
1	<b>1:34.014</b>		33.365	26.420
2	<b>1:29.996</b>	33.766	30.956	25.274
3	<b>1:30.001</b>	33.713	30.950	25.338
4	<b>1:31.701</b>	34.296	31.805	25.600
5	<b>1:29.740</b>	33.825	30.853	25.062
6	<b>1:29.687</b>	33.700	30.847	25.140
7	<b>1:39.526</b>	34.863	32.442	
<b>50</b>	<b>Freddy Kremer , Ferrari F430 Scuderia / D</b>			
1	<b>1:35.416</b>		33.046	26.964
2	<b>1:35.498</b>	35.612	33.050	26.836
3	<b>1:35.063</b>	35.151	32.991	26.921
4	<b>1:43.251</b>	35.759	37.728	29.764
5	<b>2:00.638</b>	55.908	34.223	30.507
6	<b>1:34.794</b>	35.112	33.132	26.550
7	<b>1:35.468</b>	35.470	33.153	26.845
8	<b>1:35.546</b>	35.276	33.054	27.216
9	<b>1:48.318</b>	37.036	34.950	

# ADAC Masters Weekend Oschersleben

23.04. - 25.04.2011

Motorsport Arena Oschersleben, Länge 3696 m

## ADAC GT Masters



**DMSB**  
Deutscher Motor Sport Bund e.V.

-Reg.No.: 59,A/2011

### Topspeed 1. Qualifying

Rang	StNr	Fahrer	Fahrzeug	Speed
1	28	Alessi Diego	Corvette Z06.R GT3	241
2	27	Hannawald Sven	Corvette Z06.R GT3	240
3	18	Seiler Toni	Corvette Z06.R GT3	239
4	19	Hauser Hans	Corvette Z06.R GT3	237
5	50	Kremer Freddy	Ferrari F430 Scuderia	236
6	13	Dutt Oliver	Porsche 911 GT3 R	235
6	25	Sulong Tunku Hammam	Lamborghini Gallardo LP600plu:	235
6	37	Hammel Heiko	Dodge Viper Competition Coupé	235
9	11	Mengesdorf David	Lamborghini Gallardo LP600plu:	234
9	26	van de Laar Ronald	Porsche 911 GT3 R	234
9	32	Baumann Dominik	Mercedes-Benz SLS AMG GT3	234
12	2	Stuck Ferdinand	Lamborghini Gallardo LP600plu:	233
12	5	Geipel Charlie	Porsche 911 GT3 R	233
12	12	Petrishin Oleg	Lamborghini Gallardo LP600plu:	233
12	29	Wendt Stefan	Porsche 911 GT3 R	233
16	10	Asch Sebastian	Porsche 911 GT3 R	232
16	20	Heyer Kenneth	Mercedes-Benz SLS AMG GT3	232
16	30	Häring Jürgen	Porsche 911 GT3 R	232
16	36	Mayer Maximilian	Ferrari 458 Italia	232
20	3	Ludwig Luca	Audi R8 LMS	231
20	7	Simonsen Andreas	Audi R8 LMS	231
20	8	Landmann Stefan	Audi R8 LMS	231
20	15	Dobitsch Daniel	Porsche 911 GT3 R	231
20	16	Klohs Otto	Porsche 911 GT3 R	231
20	31	Tilke Carsten	Mercedes-Benz SLS AMG GT3	231
20	34	Arnold Lance David	Mercedes-Benz SLS AMG GT3	231
20	40	Spengler Florian	BMW ALPINA B6 GT3	231
20	41	Margaritis Alexandros	BMW ALPINA B6 GT3	231
29	4	Jöns Christer	Audi R8 LMS	230
29	21	Mayer Oliver	Mercedes-Benz SLS AMG GT3	230
29	22	Sigacev David	Mercedes-Benz SLS AMG GT3	230
29	24	Hayek Marc A.	Lamborghini Gallardo LP600plu:	230
29	35	Farnbacher Dominik	Ferrari 458 Italia GT3	230
34	33	Frankenhout Christiaan	Mercedes-Benz SLS AMG GT3	229
34	39	van der Zwaan Arjan	Audi R8 LMS	229
36	1	Geipel Philip	Lamborghini gallardo LP560	228
36	6	Lauck Manuel	Porsche 911 GT3 S	228
38	17	Golz Michael	Lamborghini Gallardo GT3	224

# ADAC Masters Weekend Oschersleben

23.04. - 25.04.2011

Motorsport Arena Oschersleben, Länge 3696 m

## ADAC GT Masters



**DMSB**  
Deutscher Motor Sport Bund e.V.

-Reg.No.: 59,A/2011

### Topspeed 1. Qualifying

Rang	StNr	Fahrer	Fahrzeug	Speed
39	14	Kleen Uwe	Porsche 911 GT3 Cup S	214
40	9	Hageleit Wolfgang	Porsche 911 GT3 R	0

# ADAC Masters Weekend Oschersleben



## ADAC Masters Weekend Oschersleben

Motorsport Arena Oschersleben, Länge: 3696 m

23.04. - 25.04.2011

### ADAC GT Masters

DMSB -Reg. Nr.:59,A/2011  
Deutscher Motor Sport Bund e.V.

#### Lap by Lap 1. Qualifying

<b>1 Geipel / von Thurn und Taxis</b>															
1	1:33.290	2	<b>1:32.173</b>	3	1:36.137	4	1:41.099	5	1:38.486	6	1:33.704	7	1:40.920	8	1:36.349
pit	1:44.751														

<b>2 Stuck / Stuck</b>															
1	1:30.950	2	<b>1:30.086</b>	3	1:30.746	4	1:37.992	5	1:40.531	6	1:31.950	7	1:30.350	8	1:38.332
9	1:31.066														

<b>3 Ludwig / Mies</b>															
1	1:30.322	2	1:30.783	3	1:38.084	4	1:40.355	5	1:39.512	6	<b>1:30.180</b>	7	1:32.177	pit	1:37.796

<b>4 Jöns / Klingmann</b>															
1	1:31.571	2	1:30.306	3	1:39.008	4	1:40.605	5	1:39.160	6	<b>1:29.692</b>	7	1:31.930	pit	1:36.472

<b>5 Geipel / Schmickler</b>															
1	1:35.193	2	1:34.156	pit	1:48.044	4	5:39.843	5	1:39.983	6	1:39.212	7	1:38.177	8	1:37.551
9	<b>1:32.773</b>	pit	1:54.164												

<b>6 Lauck / Knop</b>															
1	1:34.426	2	1:34.372	3	1:35.393	4	1:34.092	pit	1:47.472	6	3:30.346	7	1:33.604	8	<b>1:33.208</b>
9	1:42.618	pit	1:52.667												

<b>7 Simonsen / Haase</b>															
1	1:39.179	2	1:39.708	3	1:38.155	4	1:32.831	5	1:32.365	6	<b>1:31.461</b>	pit	1:35.284		

<b>8 Landmann / Rast</b>															
1	1:35.776	2	1:31.343	3	<b>1:30.717</b>	4	1:31.590	5	1:33.735	pit	1:40.210				

<b>9 Hageleit / Fritsch</b>															
1	<b>1:40.244</b>														

<b>10 Asch / Ammermüller</b>															
pit	1:46.706	2	4:42.696	3	<b>1:30.342</b>	4	1:33.886	5	1:30.393	6	1:46.709	7	1:47.345	8	1:30.886
pit	1:41.080														

<b>11 Mengesdorf / Vollmair</b>															
1	1:41.218	2	1:33.376	3	1:37.033	4	2:16.691	5	1:31.167	6	<b>1:31.016</b>	7	1:33.679	8	1:31.740
pit	1:48.297														

<b>12 Petrishin / Leipert</b>															
1	1:40.784	2	1:36.913	3	1:40.172	4	1:38.241	5	1:35.930	6	1:34.769	7	<b>1:33.898</b>	8	1:35.670
9	1:50.090	10	1:44.653	11	1:40.453	pit	1:50.734								

<b>13 Dutt / Strasser</b>															
1	1:42.535	2	1:34.563	3	<b>1:31.593</b>	4	1:44.438	5	1:31.720	pit	1:46.369				

<b>14 Kleen / Venn</b>															
1	1:44.485	2	1:41.535	3	1:39.205	4	1:37.930	5	1:45.190	6	<b>1:36.989</b>	pit	2:00.746		

# ADAC Masters Weekend Oschersleben



## ADAC Masters Weekend Oschersleben

Motorsport Arena Oschersleben, Länge: 3696 m

23.04. - 25.04.2011



### ADAC GT Masters

DMSB -Reg. Nr.:59,A/2011  
Deutscher Motor Sport Bund e.V.

#### Lap by Lap 1. Qualifying

<b>15 Dobitsch / Dolenc</b>															
1	1:37.724	2	1:31.532	pit	1:50.721	4	4:57.248	5	<b>1:31.014</b>	6	1:31.783	7	1:35.719	8	1:36.770
pit	1:49.960														

<b>16 Klohs / Richter</b>															
1	1:37.438	2	1:34.407	3	1:38.433	pit	2:03.378	5	3:04.991	6	<b>1:33.933</b>	7	1:34.109	pit	1:56.303

<b>17 Golz / Seifert</b>															
1	1:44.927	2	1:41.082	3	1:43.591	4	<b>1:36.464</b>	5	1:36.730	6	1:37.397	7	2:02.100	8	1:39.988
9	1:48.819	pit	3:30.328												

<b>18 Seiler / Eng</b>															
1	1:36.801	2	1:39.781	3	<b>1:31.580</b>	4	1:40.836	5	1:32.651	6	1:31.798	pit	2:02.262		

<b>19 Hauser / Lips</b>															
1	1:40.181	2	1:40.265	3	1:38.151	4	1:39.417	5	1:35.892	6	<b>1:34.969</b>	pit	2:07.975		

<b>20 Heyer / Renauer</b>															
1	1:32.762	2	1:31.467	3	<b>1:30.763</b>	4	1:32.857	5	1:31.568	6	1:35.585	7	1:30.973	8	1:31.242
pit	2:22.986														

<b>21 Mayer / Seyffarth</b>															
1	1:35.882	2	1:39.610	3	1:55.625	4	1:44.366	5	<b>1:32.773</b>	6	1:32.990	7	1:42.275	pit	1:49.385

<b>22 Sigacev / Stoll</b>															
1	1:32.321	2	1:31.413	3	1:35.663	4	1:33.390	5	<b>1:30.160</b>	pit	1:38.014	7	2:42.797	8	1:34.815
pit	1:48.733														

<b>24 Hayek / Kox</b>															
1	1:33.191	2	1:33.333	3	1:35.575	4	1:35.130	5	1:39.367	6	1:33.827	7	1:32.543	8	1:32.146
9	1:34.434	10	<b>1:31.264</b>	11	1:40.731	pit	1:54.124								

<b>25 Sulong / Kechele</b>															
1	1:32.492	2	1:32.017	3	1:45.014	4	<b>1:31.653</b>	5	1:37.703	6	1:32.310	7	1:34.716	8	1:35.161
9	1:33.173	10	1:36.686	pit	1:50.601										

<b>26 van de Laar / Bleekemolen</b>															
1	1:35.875	2	1:37.054	pit	1:46.970	4	2:55.494	5	1:34.474	6	1:48.467	7	1:36.128	8	<b>1:33.639</b>
9	1:35.520	10	1:41.925	11	1:34.055	pit	1:46.979								

<b>27 Hannawald / Frentzen</b>															
1	1:39.558	2	1:39.705	3	1:39.532	4	1:39.064	pit	1:48.381	6	4:34.601	7	1:32.646	8	1:35.066
9	<b>1:32.298</b>	pit	1:50.428												

<b>28 Alessi / Keilwitz</b>															
1	1:35.950	2	1:30.461	3	1:39.299	4	<b>1:30.415</b>	5	1:37.256	6	1:40.625	pit	1:56.183		

<b>29 Wendt / Armindo</b>															
1	1:37.253	2	1:51.727	pit	1:54.688	4	2:37.397	5	<b>1:30.502</b>	6	1:33.910	7	1:34.106	pit	2:07.968

# ADAC Masters Weekend Oschersleben



## ADAC Masters Weekend Oschersleben

Motorsport Arena Oschersleben, Länge: 3696 m

23.04. - 25.04.2011



### ADAC GT Masters

DMSB -Reg. Nr.:59,A/2011  
Deutscher Motor Sport Bund e.V.

#### Lap by Lap 1. Qualifying

30 Häring / Bergmeister															
1	1:34.491	2	1:33.840	3	1:37.322	4	1:32.515	5	1:32.555	6	<b>1:32.454</b>	7	1:33.124	8	1:39.638
9	1:35.691	10	1:33.136	pit	1:49.919										

31 Tilke / Holzer															
1	1:51.108	2	1:37.861	3	1:37.189	4	1:36.247	5	1:33.248	6	1:33.577	7	1:32.904	8	<b>1:32.012</b>
9	1:34.248	pit	1:55.824												

32 Baumann / Proczyk															
1	1:36.831	2	1:36.792	3	1:45.194	4	1:33.049	5	1:32.854	6	1:31.896	7	<b>1:31.639</b>	8	1:36.342
pit	1:46.381														

33 Frankenhou / Wirth															
1	10:09.528	2	1:33.997	3	<b>1:32.419</b>	4	1:35.458	pit	1:52.656						

34 Arnold / Zuber															
1	1:37.314	2	1:37.068	3	1:35.206	4	1:30.686	5	<b>1:29.846</b>	6	1:36.253	7	1:29.887	8	1:36.173
pit	1:53.370														

35 Farnbacher / Kentenich															
1	1:39.609	2	1:30.131	3	<b>1:29.792</b>	4	1:43.847	5	1:35.070	pit	1:48.371				

36 Mayer / Götz															
1	1:40.277	2	<b>1:36.814</b>	3	1:37.850	4	1:38.258	5	1:37.297	6	1:37.054	7	1:37.174	pit	1:45.116

37 Hammel / Bert															
1	1:33.508	2	1:32.093	3	1:30.479	pit	1:56.439	5	5:15.136	6	<b>1:29.791</b>	pit	1:57.431		

39 van der Zwaan / van Dongen															
1	1:44.473	2	1:33.668	3	1:33.476	4	1:40.755	5	1:34.329	6	<b>1:32.376</b>	7	1:33.312	pit	1:51.473

40 Spengler / Plenagl															
1	1:42.112	2	1:31.716	pit	1:48.160	4	3:24.634	5	1:36.205	6	<b>1:31.392</b>	7	1:42.993	pit	1:48.018

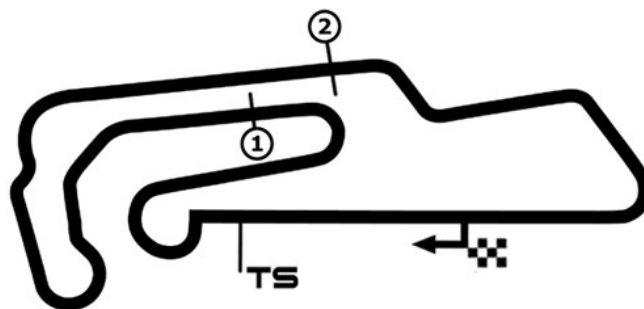
41 Margharitis / Lunardi															
1	1:34.014	2	1:29.996	3	1:30.001	4	1:31.701	5	1:29.740	6	<b>1:29.687</b>	pit	1:39.526		

50 Kremer / Schmidt															
1	1:35.416	2	1:35.498	3	1:35.063	4	1:43.251	5	2:00.638	6	<b>1:34.794</b>	7	1:35.468	8	1:35.546
9	1:48.318														



## **ADAC Masters Weekend Oschersleben**

### **2. Qualifying**



**Motorsport Arena Oschersleben 3696 m**

**23.04. - 25.04.2011**



### Ergebnis 2. Qualifying

Pl.	Nr.	Kl.	Bewerber Fahrer, Ort	Fahrzeug Sponsorcard	Rd.	Bestzeit	Rückstand	Schnitt
1	25		Reiter <b>Frank Kechele, D</b> <b>Tunku Hammam Sulong (MAL)</b>	Lamborghini Gallardo LP600plus	12	1:28.634		150.118
2	24		Reiter <b>Peter Kox, NL</b> <b>Marc A. Hayek (CH)</b>	Lamborghini Gallardo LP600plus	11	1:29.143	00.509	149.261
3	34		PRIMAJOB TEAM HEICO <b>Andreas Zuber, A</b> <b>Lance David Arnold (D)</b>	Mercedes-Benz SLS AMG GT3	9	1:29.522	00.888	148.629
4	3		Team Abt Sportsline <b>Christopher Mies, D</b> <b>Luca Ludwig (D)</b>	Audi R8 LMS	5	1:29.534	00.900	148.609
5	28		Callaway Competition <b>Daniel Keilwitz, D</b> <b>Diego Alessi (I)</b>	Corvette Z06.R GT3	5	1:29.609	00.975	148.485
6	2		Reiter <b>Johannes Stuck, D</b> <b>Ferdinand Stuck (D)</b>	Lamborghini Gallardo LP600plus	10	1:29.638	01.004	148.437
7	41		LIQUI MOLY Team Engstler <b>Dino Lunardi, F</b> <b>Alexandros Margharitis (GR)</b>	BMW ALPINA B6 GT3	7	1:29.668	01.034	148.387
8	10		a-workx Akrapovic <b>Michael Ammermüller, D</b> <b>Sebastian Asch (D)</b>	Porsche 911 GT3 R	6	1:29.692	01.058	148.348
9	21		Black Falcon <b>Jan Seyffarth, D</b> <b>Oliver Mayer (D)</b>	Mercedes-Benz SLS AMG GT3	7	1:29.706	01.072	148.325
10	4		Team Abt Sportsline <b>Jens Klingmann, D</b> <b>Christer Jöns (D)</b>	Audi R8 LMS	7	1:29.762	01.128	148.232
11	8		Phönix Racing <b>René Rast, D</b> <b>Stefan Landmann (A)</b>	Audi R8 LMS	6	1:29.812	01.178	148.149
12	12		Team rhino's Leipert Motorsport <b>Marcel Leipert, D</b> <b>Oleg Petrishin (RU)</b>	Lamborghini Gallardo LP600plus	12	1:29.928	01.294	147.958
13	22		MS RACING <b>Florian Stoll, D</b> <b>David Sigacev (RUS)</b>	Mercedes-Benz SLS AMG GT3	10	1:29.999	01.365	147.842
14	33		HEICO MOTORSPORT <b>Andreas Wirth, D</b> <b>Christiaan Frankenhout (NL)</b>	Mercedes-Benz SLS AMG GT3	10	1:30.108	01.474	147.663
15	35		Farnbacher ESET Racing <b>Niclas Kantenich, D</b> <b>Dominik Farnbacher (D)</b>	Ferrari 458 Italia GT3	6	1:30.159	01.525	147.579
16	7		Phönix Racing <b>Christopher Haase, D</b> <b>Andreas Simonsen (S)</b>	Audi R8 LMS	8	1:30.297	01.663	147.354
17	18		Callaway Competition <b>Philipp Eng, A</b> <b>Toni Seiler (CH)</b>	Corvette Z06.R GT3	8	1:30.373	01.739	147.230
18	31		HEICO MOTORSPORT <b>Thomas Holzer, D</b> <b>Carsten Tilke (D)</b>	Mercedes-Benz SLS AMG GT3	10	1:30.378	01.744	147.222
19	27		Callaway Competition <b>Heinz Harald Frentzen, D</b> <b>Sven Hannawald (D)</b>	Corvette Z06.R GT3	5	1:30.567	01.933	146.914
20	37		Vulkan Racing-Mintgen Motorsport <b>Sascha Bert, D</b> <b>Heiko Hammel (D)</b>	Dodge Viper Competition Coupé	8	1:30.886	02.252	146.399
21	32		HEICO MOTORSPORT <b>Harald Proczyk, A</b> <b>Dominik Baumann (A)</b>	Mercedes-Benz SLS AMG GT3	9	1:30.999	02.365	146.217

### Ergebnis 2. Qualifying

Pl.	Nr.	Kl.	Bewerber Fahrer, Ort	Fahrzeug Sponsorcard	Rd.	Bestzeit	Rückstand	Schnitt
22	15		FACH AUTO TECH <b>Swen Dolenc, A</b> <b>Daniel Dobitsch (A)</b>	Porsche 911 GT3 R	8	1:31.016	02.382	146.190
23	30		Heger Sport <b>Tim Bergmeister, D</b> <b>Jürgen Häring (D)</b>	Porsche 911 GT3 R	10	1:31.239	02.605	145.832
24	40		LIQUI MOLY Team Engstler <b>Alex Plenagl, D</b> <b>Florian Spengler (D)</b>	BMW ALPINA B6 GT3	7	1:31.556	02.922	145.327
25	5		Mühlner Motorsport <b>Frank Schmickler, D</b> <b>Charlie Geipel (D)</b>	Porsche 911 GT3 R	10	1:31.589	02.955	145.275
26	39		Prosperia Team Brinkmann uhc <b>Danny van Dongen, NL</b> <b>Arjan van der Zwaan (NL)</b>	Audi R8 LMS	8	1:31.613	02.979	145.237
27	26		Bleekemolen RacePlanet Racing <b>Michael Bleekemolen, NL</b> <b>Ronald van de Laar (NL)</b>	Porsche 911 GT3 R	11	1:31.631	02.997	145.208
28	19		Callaway Competition <b>Remo Lips, CH</b> <b>Hans Hauser (CH)</b>	Corvette Z06.R GT3	9	1:31.926	03.292	144.743
29	1		Reiter <b>Albert von Thurn und Taxis, D</b> <b>Philip Geipel (D)</b>	Lamborghini gallardo LP560	13	1:32.492	03.858	143.857
30	17		NK Racing Team <b>Carsten Seifert, D</b> <b>Michael Golz (D)</b>	Lamborghini Gallardo GT3	12	1:32.756	04.122	143.447
31	16		FACH AUTO TECH <b>Jens Richter, D</b> <b>Otto Klohs (D)</b>	Porsche 911 GT3 R	6	1:33.089	04.455	142.934
32	36		Oliver Mayer <b>Maximilian Götz, D</b> <b>Maximilian Mayer (D)</b>	Ferrari 458 Italia	6	1:33.295	04.661	142.619
33	6		Mühlner Motorsport <b>Norman Knop, D</b> <b>Manuel Lauck (D)</b>	Porsche 911 GT3 S	10	1:33.448	04.814	142.385
34	29		Heger Sport <b>Nicolas Armindo, F</b> <b>Stefan Wendt (D)</b>	Porsche 911 GT3 R	2	1:33.838	05.204	141.793
35	13		9 Elf Team Dutt Motorsport <b>Oliver Strasser, D</b> <b>Oliver Dutt (D)</b>	Porsche 911 GT3 R	9	1:34.369	05.735	140.995
36	50		Kessel Racing <b>Detlef Schmidt, CH</b> <b>Freddy Kremer (D)</b>	Ferrari F430 Scuderia	10	1:36.143	07.509	138.394
37	14		9 Elf Team Dutt Motorsport <b>Peter Venn, D</b> <b>Uwe Kleen (D)</b>	Porsche 911 GT3 Cup S	11	1:36.960	08.326	137.228

Mindestrunden : 2

**Vorbehaltlich der technischen Überprüfung !**

Aushangzeit:	- Rennleiter:	- Zeitnahme:
--------------	---------------	--------------


# ADAC Masters Weekend Oschersleben



## ADAC Masters Weekend Oschersleben

Motorsport Arena Oschersleben, Länge: 3696 m

23.04. - 25.04.2011



ADAC GT Masters

DMSB -Reg. Nr.:59,A/2011  
Deutscher Motor Sport Bund e.V.

### Lap by Lap 2. Qualifying

<b>1 Geipel / von Thurn und Taxis</b>															
1	1:35.665	2	1:34.124	3	1:40.697	4	1:38.552	5	1:38.802	6	1:35.354	7	1:34.192	8	<b>1:32.492</b>
9	1:36.516	10	1:32.812	11	1:34.631	12	1:35.830								

<b>2 Stuck / Stuck</b>															
1	1:32.037	2	1:29.768	pit	1:43.241	4	4:18.187	5	1:31.490	6	1:30.625	7	<b>1:29.638</b>	8	1:32.931
9	1:35.305														

<b>3 Ludwig / Mies</b>															
1	1:29.555	2	<b>1:29.534</b>	3	1:29.776	4	1:30.916								

<b>4 Jöns / Klingmann</b>															
1	1:31.781	2	1:30.060	3	1:29.882	4	1:34.473	5	1:36.555	6	<b>1:29.762</b>				

<b>5 Geipel / Schmickler</b>															
1	1:33.285	2	1:44.480	3	1:32.251	pit	1:47.243	5	5:10.406	6	<b>1:31.589</b>	7	1:32.056	8	1:31.681
9	1:32.186														

<b>6 Lauck / Knop</b>															
1	1:34.349	2	<b>1:33.448</b>	3	1:33.536	pit	1:45.278	5	3:20.406	pit	1:48.068	7	3:34.960	8	1:34.124
9	1:49.833														

<b>7 Simonsen / Haase</b>															
1	<b>1:30.297</b>	2	1:44.610	3	1:33.564	4	1:38.064	5	1:32.779	6	1:30.890	7	1:30.544		

<b>8 Landmann / Rast</b>															
1	1:31.663	2	1:35.290	3	1:29.880	4	<b>1:29.812</b>	5	1:29.863						

<b>10 Asch / Ammermüller</b>															
1	1:35.077	2	<b>1:29.692</b>	3	1:36.599	pit	1:47.125	5	3:49.818						

<b>12 Petrishin / Leipert</b>															
1	1:32.112	2	1:30.968	3	1:37.643	4	1:33.900	5	1:36.334	6	1:34.141	7	1:30.490	8	1:30.286
9	1:36.634	10	<b>1:29.928</b>	11	1:30.041										

<b>13 Dutt / Strasser</b>															
1	1:35.643	2	1:35.508	3	1:38.698	4	1:34.557	5	1:38.543	6	1:35.695	7	<b>1:34.369</b>	8	1:44.422

<b>14 Kleen / Venn</b>															
1	1:40.454	2	1:43.621	3	1:39.726	4	1:38.031	5	1:37.031	6	1:37.874	7	1:38.492	8	1:57.744
9	1:37.781	10	<b>1:36.960</b>												

<b>15 Dobitsch / Dolenc</b>															
1	1:33.918	2	1:31.960	3	1:31.704	pit	1:43.570	5	3:19.122	6	1:34.726	7	<b>1:31.016</b>		

<b>16 Klohs / Richter</b>															
1	1:34.266	2	<b>1:33.089</b>	pit	1:41.112	4	3:44.868	5	1:33.171						

<b>17 Golz / Seifert</b>															
1	1:40.840	2	1:33.635	3	1:35.715	4	1:36.843	5	1:44.046	6	1:34.160	7	1:45.241	8	1:32.984



# ADAC Masters Weekend Oschersleben



## ADAC Masters Weekend Oschersleben

Motorsport Arena Oschersleben, Länge: 3696 m

23.04. - 25.04.2011



ADAC GT Masters

DMSB -Reg. Nr.:59,A/2011  
Deutscher Motor Sport Bund e.V.

Lap by Lap 2. Qualifying

<b>34 Arnold / Zuber</b>															
1	1:30.438	2	1:32.354	3	1:34.995	4	1:38.836	5	<b>1:29.522</b>	6	1:39.605	7	1:46.473	8	1:31.157
<b>35 Farnbacher / Kentenich</b>															
1	1:35.063	2	1:38.167	3	1:30.790	4	1:30.392	5	<b>1:30.159</b>						
<b>36 Mayer / Götz</b>															
1	1:39.539	2	1:44.312	3	1:37.486	4	<b>1:33.295</b>	5	1:35.378						
<b>37 Hammel / Bert</b>															
1	1:31.486	2	1:31.174	pit	1:47.201	4	4:02.013	5	1:40.997	6	1:30.939	7	<b>1:30.886</b>		
<b>39 van der Zwaan / van Dongen</b>															
1	1:32.752	2	<b>1:31.613</b>	pit	1:49.891	4	3:16.169	5	1:31.979	6	1:31.958	pit	1:51.018		
<b>40 Spengler / Plenagl</b>															
1	1:32.359	2	<b>1:31.556</b>	3	1:34.390	pit	1:42.441	5	3:23.400	6	1:33.489				
<b>41 Margharitis / Lunardi</b>															
1	1:34.617	2	1:31.062	3	1:30.994	4	1:30.223	5	<b>1:29.668</b>	6	1:32.427				
<b>50 Kremer / Schmidt</b>															
1	1:42.169	2	1:53.864	3	1:37.835	4	1:37.713	5	1:38.345	pit	2:13.506	7	2:56.402	8	1:37.091
9	<b>1:36.143</b>														

**Sektorzeiten 2. Qualifying**

**DMSB** -Reg.Nr. 59,A/2011  
Deutscher Motor Sport Bund e.V.

Lap	Laptime	Sektor 1 Time	Sektor 2 Time	Sektor 3 Time
<b>1</b>	<b>Philip Geipel , Lamborghini gallardo LP560 / D</b>			
1	1:35.665		33.820	26.919
2	1:34.124	34.632	32.831	26.661
3	1:40.697	37.404	35.284	28.009
4	1:38.552	34.804	35.529	28.219
5	1:38.802	34.785	36.706	27.311
6	1:35.354	34.707	33.764	26.883
7	1:34.192	35.200	32.393	26.599
8	1:32.492	34.548	31.982	25.962
9	1:36.516	36.085	33.198	27.233
10	1:32.812	34.822	32.052	25.938
11	1:34.631	35.190	32.633	26.808
12	1:35.830	34.772	32.546	28.512
<b>2</b>	<b>Ferdinand Stuck , Lamborghini Gallardo LP600plus / D</b>			
1	1:32.037		32.496	25.739
2	1:29.768	33.523	31.037	25.208
3	1:43.241	33.396	34.307	
4	4:18.187	3:20.393	31.971	25.823
5	1:31.490	34.350	31.478	25.662
6	1:30.625	34.044	31.195	25.386
7	1:29.638	33.434	31.033	25.171
8	1:32.931	34.027	32.401	26.503
9	1:35.305	33.489	31.732	30.084
<b>3</b>	<b>Luca Ludwig , Audi R8 LMS / D</b>			
1	1:29.555		30.635	25.084
2	1:29.534	33.479	30.649	25.406
3	1:29.776	33.899	30.809	25.068
4	1:30.916	33.590	30.857	26.469
<b>4</b>	<b>Christer Jöns , Audi R8 LMS / D</b>			
1	1:31.781		31.160	26.243
2	1:30.060	34.120	30.851	25.089
3	1:29.882	33.741	30.906	25.235
4	1:34.473	33.844	32.686	27.943
5	1:36.555	33.626	33.547	29.382
6	1:29.762	33.585	31.024	25.153
<b>5</b>	<b>Charlie Geipel , Porsche 911 GT3 R / D</b>			
1	1:33.285		32.175	26.114
2	1:44.480	39.066	37.143	28.271
3	1:32.251	34.384	31.890	25.977

**Sektorzeiten 2. Qualifying**

**DMSB** -Reg.Nr. 59,A/2011  
Deutscher Motor Sport Bund e.V.

Lap	Laptime	Sektor 1 Time	Sektor 2 Time	Sektor 3 Time
4	1:47.243	34.256	36.775	
5	5:10.406	4:10.368	33.706	26.332
6	1:31.589	33.956	31.728	25.905
7	1:32.056	34.252	32.047	25.757
8	1:31.681	34.152	31.812	25.717
9	1:32.186	34.291	32.054	25.841
<b>6</b>	<b>Manuel Lauck , Porsche 911 GT3 S / D</b>			
1	1:34.349		32.568	26.616
2	1:33.448	34.920	32.218	26.310
3	1:33.536	35.089	32.201	26.246
4	1:45.278	36.202	35.905	
5	3:20.406	2:18.291	35.658	26.457
6	1:48.068	34.707	39.058	
7	3:34.960	2:35.758	32.695	26.507
8	1:34.124	35.268	32.270	26.586
9	1:49.833	34.686	32.308	42.839
<b>7</b>	<b>Andreas Simonsen , Audi R8 LMS / S</b>			
1	1:30.297		30.990	25.481
2	1:44.610	38.028	38.682	27.900
3	1:33.564	33.774	32.249	27.541
4	1:38.064	33.639	35.542	28.883
5	1:32.779	33.650	32.938	26.191
6	1:30.890	33.706	31.800	25.384
7	1:30.544	33.762	30.876	25.906
<b>8</b>	<b>Stefan Landmann , Audi R8 LMS / A</b>			
1	1:31.663		32.032	25.799
2	1:35.290	33.342	32.564	29.384
3	1:29.880	33.457	31.189	25.234
4	1:29.812	33.611	30.938	25.263
5	1:29.863	33.596	30.944	25.323
<b>10</b>	<b>Sebastian Asch , Porsche 911 GT3 R / D</b>			
1	1:35.077		32.843	25.697
2	1:29.692	33.544	31.016	25.132
3	1:36.599	33.713	35.272	27.614
4	1:47.125	33.661	37.468	
5	3:49.818	2:49.703	33.770	26.345
<b>12</b>	<b>Oleg Petrishin , Lamborghini Gallardo LP600plus / RU</b>			
1	1:32.112		31.884	25.772
2	1:30.968	33.882	31.377	25.709

**Sektorzeiten 2. Qualifying**

**DMSB** -Reg.Nr. 59,A/2011  
Deutscher Motor Sport Bund e.V.

Lap	Laptime	Sektor 1 Time	Sektor 2 Time	Sektor 3 Time
3	1:37.643	33.978	36.097	27.568
4	1:33.900	33.734	33.859	26.307
5	1:36.334	34.544	33.818	27.972
6	1:34.141	33.522	34.015	26.604
7	1:30.490	33.905	31.158	25.427
8	1:30.286	33.593	31.417	25.276
9	1:36.634	36.078	34.357	26.199
10	1:29.928	33.556	31.168	25.204
11	1:30.041	33.573	31.120	25.348
<b>13</b>	<b>Oliver Dutt , Porsche 911 GT3 R / D</b>			
1	1:35.643		33.550	26.504
2	1:35.508	35.590	33.385	26.533
3	1:38.698	34.884	36.475	27.339
4	1:34.557	35.104	32.968	26.485
5	1:38.543	35.397	35.868	27.278
6	1:35.695	34.946	32.937	27.812
7	1:34.369	34.994	32.902	26.473
8	1:44.422	40.550	36.282	27.590
<b>14</b>	<b>Uwe Kleen , Porsche 911 GT3 Cup S / D</b>			
1	1:40.454		34.343	28.908
2	1:43.621	37.466	36.123	30.032
3	1:39.726	36.398	34.475	28.853
4	1:38.031	36.758	33.889	27.384
5	1:37.031	36.241	33.661	27.129
6	1:37.874	35.985	33.962	27.927
7	1:38.492	36.879	33.728	27.885
8	1:57.744	47.414	39.694	30.636
9	1:37.781	36.728	33.735	27.318
10	1:36.960	35.770	34.165	27.025
<b>15</b>	<b>Daniel Dobitsch , Porsche 911 GT3 R / A</b>			
1	1:33.918		32.666	26.401
2	1:31.960	34.102	31.222	26.636
3	1:31.704	33.952	31.828	25.924
4	1:43.570	34.432	35.267	
5	3:19.122	2:20.459	32.564	26.099
6	1:34.726	34.302	34.072	26.352
7	1:31.016	33.905	31.345	25.766
<b>16</b>	<b>Otto Klohs , Porsche 911 GT3 R / D</b>			
1	1:34.266		32.684	26.192
2	1:33.089	34.707	32.284	26.098

**Sektorzeiten 2. Qualifying**

**DMSB** -Reg.Nr. 59,A/2011  
Deutscher Motor Sport Bund e.V.

	Lap	Laptime	Sektor 1 Time	Sektor 2 Time	Sektor 3 Time
	3	1:41.112	34.400	32.379	
	4	3:44.868	2:44.213	34.545	26.110
	5	1:33.171	34.754	32.423	25.994
<b>17</b>	<b>Michael Golz , Lamborghini Gallardo GT3 / D</b>				
	1	1:40.840			
	2	1:33.635			
	3	1:35.715			
	4	1:36.843			
	5	1:44.046	37.501		1:06.545
	6	1:34.160			
	7	1:45.241	36.642		1:08.599
	8	1:32.984			
	9	1:32.756			
	10	1:44.849	36.158		1:08.691
	11	1:32.938			
<b>18</b>	<b>Toni Seiler , Corvette Z06.R GT3 / CH</b>				
	1	1:31.181		31.412	25.693
	2	1:30.373	33.693	31.190	25.490
	3	1:42.083	33.619	32.952	
	4	4:48.215	3:50.044	32.362	25.809
	5	1:31.853	33.898	31.761	26.194
	6	1:31.216	34.021		57.195
	7	1:30.901	33.677	31.386	25.838
<b>19</b>	<b>Hans Hauser , Corvette Z06.R GT3 / CH</b>				
	1	1:33.771		32.148	26.364
	2	1:32.521	34.764	31.913	25.844
	3	1:34.846	34.814	33.090	26.942
	4	1:44.307	34.144	35.100	
	5	4:54.405	3:52.356	34.403	27.646
	6	1:32.200	34.469	31.591	26.140
	7	1:32.001	34.308		57.693
	8	1:31.926	34.148		57.778
<b>21</b>	<b>Oliver Mayer , Mercedes-Benz SLS AMG GT3 / D</b>				
	1	1:30.513		31.030	25.347
	2	1:29.943	33.682	30.872	25.389
	3	1:38.230	36.263	33.364	28.603
	4	1:29.922	33.885	30.762	25.275
	5	1:29.706	33.564	30.893	25.249
	6	1:30.153	33.711	31.046	25.396

**Sektorzeiten 2. Qualifying**

**DMSB** -Reg.Nr. 59,A/2011  
Deutscher Motor Sport Bund e.V.

Lap	Laptime	Sektor 1 Time	Sektor 2 Time	Sektor 3 Time
<b>22</b>	<b>David Sigacev , Mercedes-Benz SLS AMG GT3 / RUS</b>			
1	1:30.061		31.020	25.253
2	1:41.387	36.907	37.164	27.316
3	1:37.036	33.629	34.138	29.269
4	1:43.861	33.862	34.453	
5	3:07.347	2:09.432	32.201	25.714
6	1:29.999	33.528	31.206	25.265
7	1:30.010	33.597	31.061	25.352
8	1:30.223	33.706	31.190	25.327
9	1:30.128	33.731	31.195	25.202
<b>24</b>	<b>Marc A. Hayek , Lamborghini Gallardo LP600plus / CH</b>			
1	1:32.732		32.647	25.502
2	1:29.421	33.475	30.985	24.961
3	1:32.410	33.768	33.257	25.385
4	1:35.344	33.419	33.594	28.331
5	1:34.165	33.503	32.225	28.437
6	1:29.434	33.318	30.986	25.130
7	1:43.249	38.134	38.761	26.354
8	1:29.143	33.469	30.738	24.936
9	1:34.038	34.394	33.806	25.838
10	1:29.647	33.697	30.954	24.996
<b>25</b>	<b>Tunku Hammam Sulong , Lamborghini Gallardo LP600plus</b>			
1	1:33.279		31.911	27.877
2	1:28.636	33.277	30.459	24.900
3	1:33.506	35.150	33.018	25.338
4	1:35.125	33.995	33.946	27.184
5	1:33.924	34.577	32.727	26.620
6	1:28.634	33.335	30.499	24.800
7	1:39.727	34.052	35.857	29.818
8	1:28.739	33.226	30.686	24.827
9	1:37.011	33.380	30.508	
10	1:57.187	57.120	33.202	26.865
11	1:33.966	34.776	32.356	26.834
<b>26</b>	<b>Ronald van de Laar , Porsche 911 GT3 R / NL</b>			
1	1:35.017		33.758	26.533
2	1:37.834	34.426	35.261	28.147
3	1:41.964	34.467	33.470	
4	2:45.575	1:42.430	36.098	27.047
5	1:31.631	34.600	31.564	25.467
6	1:40.279	38.941	33.683	27.655

**Sektorzeiten 2. Qualifying**

**DMSB** -Reg.Nr. 59,A/2011  
Deutscher Motor Sport Bund e.V.

Lap	Laptime	Sektor 1 Time	Sektor 2 Time	Sektor 3 Time
7	1:31.708	34.319	31.566	25.823
8	1:31.951	34.483	31.777	25.691
9	1:32.970	34.403	32.457	26.110
10	1:32.376	34.277	31.615	26.484
<b>27</b>	<b>Sven Hannawald , Corvette Z06.R GT3 / D</b>			
1	1:36.176		32.938	28.915
2	1:30.567	34.124	31.223	25.220
3	1:31.578	33.717	31.237	26.624
4	1:38.807	33.715	37.876	27.216
<b>28</b>	<b>Diego Alessi , Corvette Z06.R GT3 / I</b>			
1	1:30.028		31.271	25.222
2	1:29.609	33.580	30.903	25.126
3	1:29.835	33.411	31.121	25.303
4	1:30.131	33.570	31.212	25.349
<b>29</b>	<b>Stefan Wendt , Porsche 911 GT3 R / D</b>			
1	1:33.838		32.834	26.692
<b>30</b>	<b>Jürgen Häring , Porsche 911 GT3 R / D</b>			
1	1:33.884		32.151	26.984
2	1:41.344	33.707	40.423	27.214
3	1:39.407	33.823	35.862	29.722
4	1:31.239	33.917	31.444	25.878
5	1:38.848	33.887	32.944	
6	4:06.094	3:05.598	33.787	26.709
7	1:31.454	34.128	31.685	25.641
8	1:38.864	40.405	32.301	26.158
9	1:31.754	34.006	31.764	25.984
<b>31</b>	<b>Carsten Tilke , Mercedes-Benz SLS AMG GT3 / D</b>			
1	1:35.483		33.100	25.581
2	1:30.378	34.180	31.118	25.080
3	1:38.765	34.179	33.969	30.617
4	1:41.186	34.245	35.727	31.214
5	1:45.119	41.398	38.093	25.628
6	1:36.040	34.368	32.750	28.922
7	1:30.464	34.072	31.181	25.211
8	1:30.495	34.003	31.171	25.321
9	1:31.024	34.355	31.461	25.208
<b>32</b>	<b>Dominik Baumann , Mercedes-Benz SLS AMG GT3 / A</b>			
1	1:32.034		31.754	25.807
2	1:37.349	34.172	35.793	27.384

**Sektorzeiten 2. Qualifying**

**DMSB** -Reg.Nr. 59,A/2011  
Deutscher Motor Sport Bund e.V.

Lap	Laptime	Sektor 1 Time	Sektor 2 Time	Sektor 3 Time
3	<b>1:30.999</b>	33.833	31.401	25.765
4	<b>1:37.353</b>	33.831	31.861	31.661
5	<b>1:35.412</b>	33.939	34.871	26.602
6	<b>1:31.052</b>	34.026	31.423	25.603
7	<b>1:49.743</b>	44.077	38.994	26.672
8	<b>1:31.426</b>	34.347	31.402	25.677
<b>33</b>	<b>Christiaan Frankenhout , Mercedes-Benz SLS AMG GT3 /</b>			
1	<b>1:32.074</b>		31.688	25.611
2	<b>1:33.871</b>	34.410	31.491	27.970
3	<b>1:33.215</b>	34.219	31.475	27.521
4	<b>1:35.205</b>	34.022	33.630	27.553
5	<b>2:13.460</b>	33.785	1:04.651	
6	<b>2:24.207</b>	1:24.774	32.358	27.075
7	<b>1:30.108</b>	33.845	31.034	25.229
8	<b>1:30.403</b>	33.904	31.153	25.346
9	<b>1:30.785</b>	33.875	31.314	25.596
<b>34</b>	<b>Lance David Arnold , Mercedes-Benz SLS AMG GT3 / D</b>			
1	<b>1:30.438</b>		31.053	25.179
2	<b>1:32.354</b>	33.862	31.832	26.660
3	<b>1:34.995</b>	33.691	34.046	27.258
4	<b>1:38.836</b>	33.697	37.893	27.246
5	<b>1:29.522</b>	33.616	30.773	25.133
6	<b>1:39.605</b>	35.474	33.441	30.690
7	<b>1:46.473</b>	42.657	36.250	27.566
8	<b>1:31.157</b>	33.681	31.945	25.531
<b>35</b>	<b>Dominik Farnbacher , Ferrari 458 Italia GT3 / D</b>			
1	<b>1:35.063</b>		32.304	27.271
2	<b>1:38.167</b>	34.420	37.750	25.997
3	<b>1:30.790</b>	34.337	31.045	25.408
4	<b>1:30.392</b>	33.840	31.320	25.232
5	<b>1:30.159</b>	33.798	31.104	25.257
<b>36</b>	<b>Maximilian Mayer , Ferrari 458 Italia / D</b>			
1	<b>1:39.539</b>		33.383	28.338
2	<b>1:44.312</b>	34.939	39.905	29.468
3	<b>1:37.486</b>	34.562	35.329	27.595
4	<b>1:33.295</b>	34.569	32.156	26.570
5	<b>1:35.378</b>	34.424	32.574	28.380
<b>37</b>	<b>Heiko Hammel , Dodge Viper Competition Coupé / D</b>			
1	<b>1:31.486</b>		31.362	25.549

**Sektorzeiten 2. Qualifying**

**DMSB** -Reg.Nr. 59,A/2011  
Deutscher Motor Sport Bund e.V.

	Lap	Laptime	Sektor 1 Time	Sektor 2 Time	Sektor 3 Time
	2	1:31.174	34.077	31.293	25.804
	3	1:47.201	36.523	33.334	
	4	4:02.013	2:58.279	37.614	26.120
	5	1:40.997	41.564	33.590	25.843
	6	1:30.939	34.075	31.258	25.606
	7	1:30.886	33.943	31.312	25.631
<b>39</b>	<b>Arjan van der Zwaan , Audi R8 LMS / NL</b>				
	1	1:32.752		31.942	25.834
	2	1:31.613	34.358	31.597	25.658
	3	1:49.891	34.577	33.498	
	4	3:16.169	2:15.233	34.046	26.890
	5	1:31.979	34.670	31.700	25.609
	6	1:31.958	34.351	31.646	25.961
	7	1:51.018	36.237	33.898	
<b>40</b>	<b>Florian Spengler , BMW ALPINA B6 GT3 / D</b>				
	1	1:32.359		31.987	25.723
	2	1:31.556	34.092	31.535	25.929
	3	1:34.390	33.972	33.012	27.406
	4	1:42.441	34.505	34.611	
	5	3:23.400	2:23.694	33.689	26.017
	6	1:33.489	35.693	31.707	26.089
<b>41</b>	<b>Alexandros Margaritis , BMW ALPINA B6 GT3 / GR</b>				
	1	1:34.617		31.736	28.468
	2	1:31.062	33.921	31.185	25.956
	3	1:30.994	33.613	31.880	25.501
	4	1:30.223	33.773	31.021	25.429
	5	1:29.668	33.578	30.960	25.130
	6	1:32.427	33.839	32.415	26.173
<b>50</b>	<b>Freddy Kremer , Ferrari F430 Scuderia / D</b>				
	1	1:42.169		36.704	27.665
	2	1:53.864	51.075	34.900	27.889
	3	1:37.835	35.689	34.532	27.614
	4	1:37.713	36.843	33.589	27.281
	5	1:38.345	36.195	34.806	27.344
	6	2:13.506	35.288	33.727	
	7	2:56.402	1:55.434	33.854	27.114
	8	1:37.091	35.926	33.364	27.801
	9	1:36.143	35.436	33.481	27.226

# ADAC Masters Weekend Oschersleben

23.04. - 25.04.2011

Motorsport Arena Oschersleben, Länge 3696 m

## ADAC GT Masters



**DMSB**  
Deutscher Motor Sport Bund e.V.

-Reg.No.: 59,A/2011

### Topspeed 2. Qualifying

Rang	StNr	Fahrer	Fahrzeug	Speed
1	19	Hauser Hans	Corvette Z06.R GT3	242
2	18	Seiler Toni	Corvette Z06.R GT3	241
3	28	Alessi Diego	Corvette Z06.R GT3	239
4	27	Hannawald Sven	Corvette Z06.R GT3	238
5	36	Mayer Maximilian	Ferrari 458 Italia	237
6	25	Sulong Tunku Hammam	Lamborghini Gallardo LP600plu:	236
7	26	van de Laar Ronald	Porsche 911 GT3 R	235
8	50	Kremer Freddy	Ferrari F430 Scuderia	234
9	5	Geipel Charlie	Porsche 911 GT3 R	233
9	30	Häring Jürgen	Porsche 911 GT3 R	233
9	37	Hammel Heiko	Dodge Viper Competition Coupé	233
9	40	Spengler Florian	BMW ALPINA B6 GT3	233
9	41	Margaritis Alexandros	BMW ALPINA B6 GT3	233
14	12	Petrishin Oleg	Lamborghini Gallardo LP600plu:	232
14	13	Dutt Oliver	Porsche 911 GT3 R	232
14	15	Dobitsch Daniel	Porsche 911 GT3 R	232
14	31	Tilke Carsten	Mercedes-Benz SLS AMG GT3	232
18	2	Stuck Ferdinand	Lamborghini Gallardo LP600plu:	231
18	4	Jöns Christer	Audi R8 LMS	231
18	35	Farnbacher Dominik	Ferrari 458 Italia GT3	231
21	3	Ludwig Luca	Audi R8 LMS	230
21	10	Asch Sebastian	Porsche 911 GT3 R	230
21	21	Mayer Oliver	Mercedes-Benz SLS AMG GT3	230
21	22	Sigacev David	Mercedes-Benz SLS AMG GT3	230
21	32	Baumann Dominik	Mercedes-Benz SLS AMG GT3	230
21	33	Frankenhout Christiaan	Mercedes-Benz SLS AMG GT3	230
21	34	Arnold Lance David	Mercedes-Benz SLS AMG GT3	230
28	7	Simonsen Andreas	Audi R8 LMS	229
28	8	Landmann Stefan	Audi R8 LMS	229
28	16	Klohs Otto	Porsche 911 GT3 R	229
28	24	Hayek Marc A.	Lamborghini Gallardo LP600plu:	229
32	17	Golz Michael	Lamborghini Gallardo GT3	228
33	1	Geipel Philip	Lamborghini gallardo LP560	227
33	39	van der Zwaan Arjan	Audi R8 LMS	227
35	14	Kleen Uwe	Porsche 911 GT3 Cup S	226
36	6	Lauck Manuel	Porsche 911 GT3 S	225
37	29	Wendt Stefan	Porsche 911 GT3 R	0